








## MOVIMIENTO DE CARGA 2015

MERCANCIAS	ENERO		FEBRERO		MARZO		ABRIL		MAYO		JUNIO		JULIO		AGOSTO		SEPTIEMBRE		OCTUBRE		NOVIEMBRE		DICIEMBRE		TOTAL		
	BUQUES	TONELAJE	BUQUES	TONELAJE	BUQUES	TONELAJE	BUQUES	TONELAJE	BUQUES	TONELAJE	BUQUES	TONELAJE	BUQUES	TONELAJE	BUQUES	TONELAJE	BUQUES	TONELAJE	BUQUES	TONELAJE	BUQUES	TONELAJE	BUQUES	TONELAJE	BUQUES	TONELAJE	
TUBOS	0	0.0	0	0.0	0	0.0	0	0.0	0	0.0	0	0.0	0	0.0	0	0.0	0	0.0	0	0	0	0	0	0	0	0	0
MAQUINARIA	0	0.0	0	0.0	0	0.0	0	0.0	0	0.0	0	0.0	0	0.0	0	0.0	0	0.0	0	0	0	0	0	0	0	0	0
MINERAL DE HIERRO	0	0.0	0	0.0	0	0.0	0	0.0	0	0.0	0	0.0	0	0.0	0	0.0	0	0.0	0	0	0	0	0	0	0	0	0
CONCENTRADO DE COBRE	0	0.0	0	0.0	0	0.0	0	0.0	0	0.0	0	0.0	0	0.0	0	0.0	0	0.0	0	0	0	0	0	0	0	0	0
TRIGO	0	0.0	0	0.0	0	0.0	0	0.0	0	0.0	0	0.0	0	0.0	0	0.0	0	0.0	0	0	0	0	0	0	0	0	0
MAIZ	0	0.0	0	0.0	0	0.0	0	0.0	0	0.0	0	0.0	0	0.0	0	0.0	0	0.0	0	0	0	0	0	0	0	0	0
FERTILIZANTES	0	0.0	0	0.0	0	6,322	0	1,924	1	8,722	0	220	0	1,268	0	1,399	1	11,748	0	1,446	0	0	0	0	1,075	2	34,124
<b>API SUBTOTAL</b>	<b>0</b>	<b>0</b>	<b>0</b>	<b>0</b>	<b>0</b>	<b>6322</b>	<b>0</b>	<b>1924</b>	<b>1</b>	<b>8722</b>	<b>0</b>	<b>220</b>	<b>0</b>	<b>1268</b>	<b>0</b>	<b>1399</b>	<b>1</b>	<b>11748</b>	<b>0</b>	<b>1446</b>	<b>0</b>	<b>0</b>	<b>0</b>	<b>1075</b>	<b>2</b>	<b>34,124</b>	
 BAJA FERRIES	27	130,962	26	124,858	28	137,082	30	139,022	31	161,367	36	157,790	31	144,428	30	132,810	30	113,472	26	118,078	30	128,728	26	119,256	351	1,607,853	
 TRASPORACION MARITIMA DE CALIFORNIA	11	17,303	16	39,700	17	35,263	8	14,973	5	16,379	12	27,948	16	28,283	16	23,658	20	26,019	26	31,625	26	33,572	21	34,642	194	329,365	
 ISAOSA	0	0.0	1	13,322	1	9,933	1	22,915	1	18,500	2	30,500	2	15,000	3	17,554	1	51,784	1	22,500	0	0	2	32,150	15	234,158	
 PEMEX: PETROLEO y DERIVADOS	19	183,259	22	184,890	19	150,613	19	204,009	18	129,465	18	164,583	22	209,582	16	163,132	21	191,815	19	189,526	20	182,323	25	208,243	238	2,161,440	
 CEMEX	0	24,261	0	17,317	7	44,779	8	18,617	1	2,125	0	0	0	0	0	0	0	0	0	0	0	0	0	0	0	16	107,099
 TERMINAL TRANSOCEANICA TOPOLOBAMPO	0	0.0	2	18,228	3	53,880	1	15,461	1	8,212	3	26,954	4	30,523	5	120,924	5	121,771	2	31,500	0	26,020	2	16,530	28	470,003	
 TERMINAL MARITIMA DE	0	0.0	0	0.0	3	58,709	3	87,191	3	97,381	6	192,328	8	206,229	6	195,673	5	147,500	0	30,000	1	24,780	1	18,752	36	1,058,543	
<b>TOTAL</b>	<b>57</b>	<b>355,785</b>	<b>67</b>	<b>398,315</b>	<b>78</b>	<b>496,581</b>	<b>70</b>	<b>504,112</b>	<b>61</b>	<b>442,151</b>	<b>77</b>	<b>600,323</b>	<b>83</b>	<b>635,313</b>	<b>76</b>	<b>655,150</b>	<b>83</b>	<b>664,109</b>	<b>74</b>	<b>424,675</b>	<b>77</b>	<b>395,423</b>	<b>77</b>	<b>430,648</b>	<b>880</b>	<b>6,002,585</b>	
<b>EMB. TURISTICAS Y PASAJE:</b>																											
BAJA FERRIES: PASAJEROS	0	20,515	0	14,523	0	17,909	0	20,451	0	15,797	0	15,893	0	25,184	0	19,425	0	10,605	0	11,084	0	11,789	0	19,302	0	202,477	
TMC: PASAJEROS	0	511	0	992	0	970	0	417	0	368	0	387	0	528	0	517	0	494	0	880	0	959	0	964	0	7,987	
HOLLAND AMERICA LINE: CRUCEROS	0	0	0	0	0	0	0	0	0	0	0	0	0	0	0	0	0	0	0	0	0	0	0	0	0	0	
ROYAL CARIBBEAN: CRUCEROS	0	0	0	0	0	0	0	0	0	0	0	0	0	0	0	0	0	0	0	0	0	0	0	0	0	0	
AZAMARA QUEST	0	0	0	0	0	0	0	0	0	0	0	0	0	0	0	0	0	0	0	0	0	0	0	0	0	0	
CRYSTAL CRUISES	0	0	0	0	0	0	0	0	0	0	0	0	0	0	0	0	0	0	0	0	0	0	0	0	0	0	
PACIFIC PRINCESS:CRUCEROS	0	0	0	0	0	0	0	0	1	599	0	0	0	0	0	0	0	0	0	0	0	0	0	0	1	599	
<b>EMBARCACIONES MENORES:</b>																											
OTRAS EMBARCACIONES *	0	0	0	0	7	0	9	0	1	0	0	0	0	0	0	0	0	0	0	0	0	0	0	0	17	0	
OTRAS EMBARCACIONES **	0	0	0	0	0	0	0	0	0	0	0	0	0	0	0	0	0	0	0	0	0	0	0	0	0	0	
<b>ARRIBOS TOTALES</b>	<b>57</b>	<b>21,026</b>	<b>67</b>	<b>15,515</b>	<b>78</b>	<b>18,879</b>	<b>70</b>	<b>20,868</b>	<b>61</b>	<b>16,764</b>	<b>77</b>	<b>16,280</b>	<b>83</b>	<b>25,712</b>	<b>76</b>	<b>19,942</b>	<b>83</b>	<b>11,099</b>	<b>74</b>	<b>11,964</b>	<b>77</b>	<b>12,748</b>	<b>77</b>	<b>20,266</b>	<b>880</b>	<b>211,063</b>	

\* MENORES DE 500 TBR

\*\* MAYORES DE 500 TBR